

Welcome



Who is your Mentor?

Your Mentor is a member of staff who you will see for **30** minutes each day.

This is at the start of the day.

Your Mentor is there to help and keep track of your progress in school and someone you can go to for help.

Each day in mentor there will be a different focus:

Reading

Assemblies

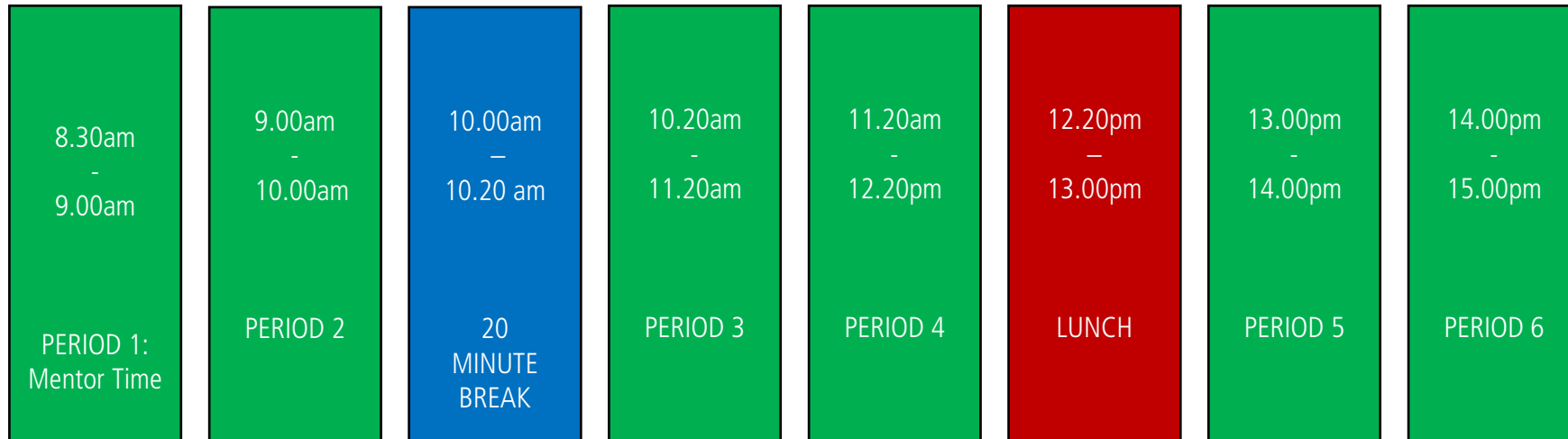
Mentor Messages

Careers

There are also lots of competitions between mentor groups and across the schools.



THE SCHOOL DAY: Year 7 School Day



This is when I see you!



Shoreham Academy
The best in everyone™
Part of United Learning

INTEGRITY



HARD WORK ✓

EXCELLENCE ★


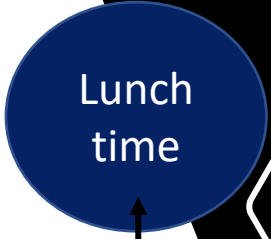
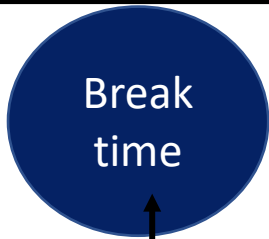
What does a Year 7 timetable look like?

Your timetable will tell you:

1. Which subject it is
2. Which teacher you have
3. Which classroom you are in.

Helpful tip:

Once you have your timetable, lots of our students like to colour code them. They colour each subject in a different colour.



| | P1 (08:30-09:00) | P2 (09:00-10:00) | P3 (10:00-11:20) | P4 (11:20-12:20) | P5 (12:20-14.00) | P6 (14:00-15:00) |
|-----------|---|---|---|---|---|--|
| Monday | Mentor Time (KStg3): Year 8: 8S3/Me S04 JW5 | Drama (KStg3): Year 8: 8d/Da3 DS1 LGR | French (KStg3): Year 8: 8d/Fr2 G15 PSG | Geography (KStg3): Year 8: 8d/Gy3 G26 SM1 | English (KStg3): Year 8: 8d/En1 E27 KJB | Maths (KStg3): Year 8: 8d/DJP S18 DJP |
| Tuesday | Mentor Time (KStg3): Year 8: 8S3/Me S04 JW5 | French (KStg3): Year 8: 8d/Fr2 G15 PSG | Science (KStg3): Year 8: 8d/Sc3 G06 SAL | English (KStg3): Year 8: 8d/En1 E27 KJB | Pe (KStg3): Year 8: 8d/Pe2 SH2 EHI | Technology (KStg3): Year 8: 8d/Tc4 S03 JS8 |
| Wednesday | Mentor Time (KStg3): Year 8: 8S3/Me S04 JW5 | Pe (KStg3): Year 8: 8d/Pe2 SH2 EHI | Science (KStg3): Year 8: 8d/Sc3 G06 SAL | Maths (KStg3): Year 8: 8d/DJP S18 DJP | English (KStg3): Year 8: 8d/En1 E29 KJB | Geography (KStg3): Year 8: 8d/Gy3 E17 KO |
| Thursday | Mentor Time (KStg3): Year 8: 8S3/Me S04 JW5 | Maths (KStg3): Year 8: 8d/DJP S18 DJP | History (KStg3): Year 8: 8d/Hy3 E25 JM4 | Computing (KStg3): Year 8: 8d/Cs3 E13 PS | Religion & Worldviews (KStg3): Year 8: 8d/Rw3 S12 AP3 | Music (KStg3): Year 8: 8d/Mu3 A11 SP3 |
| Friday | Mentor Time (KStg3): Year 8: 8S3/Me S04 JW5 | Science (KStg3): Year 8: 8d/Sc3 E03 JD4 | English (KStg3): Year 8: 8d/En1 E27 PM2 | Art (KStg3): Year 8: 8d/Ar3 E23 SAM | History (KStg3): Year 8: 8d/Hy3 G25 JM4 | Maths (KStg3): Year 8: 8d/DJP S18 DJP |

How to find a classroom

Mentor Time (KStg3): Year
8: 8S3/Me
S04
JW5

Mentor Time (KStg3): Year
8: 8S3/Me
S04
JW5

Mentor Time (KStg3): Year
8: 8S3/Me
S04
JW5

Mentor Time (KStg3): Year
8: 8S3/Me
S04
JW5

Mentor Time (KStg3): Year
8: 8S3/Me
S04
JW5

If you are trying to find a classroom you need to look underneath the teacher's name.

How to find your mentor class S04

S means that your classroom is in the Sapphire section which is painted Blue

We have:

G for Gold which is yellow

E for Emerald which is Green

S for Sapphire which is Blue

s04 The 0 stand for the floor it is on.

In our school we have 3 floors: 0 Bottom, 1 Middle, 2 top.

so **4** once you have found the School colour and floor all you need to know is the classroom number; this time it's classroom 4



Gardens

Where can I go at Lunch and Break?

There are three main areas our year 7's go at break and lunch;

- The gardens outside
 - New build
 - Library
- We also have courts to play football and sometimes other sports.




New build



Library

What equipment do I need?

Calculator




Eraser




Ruler



2 black pens



a red pen



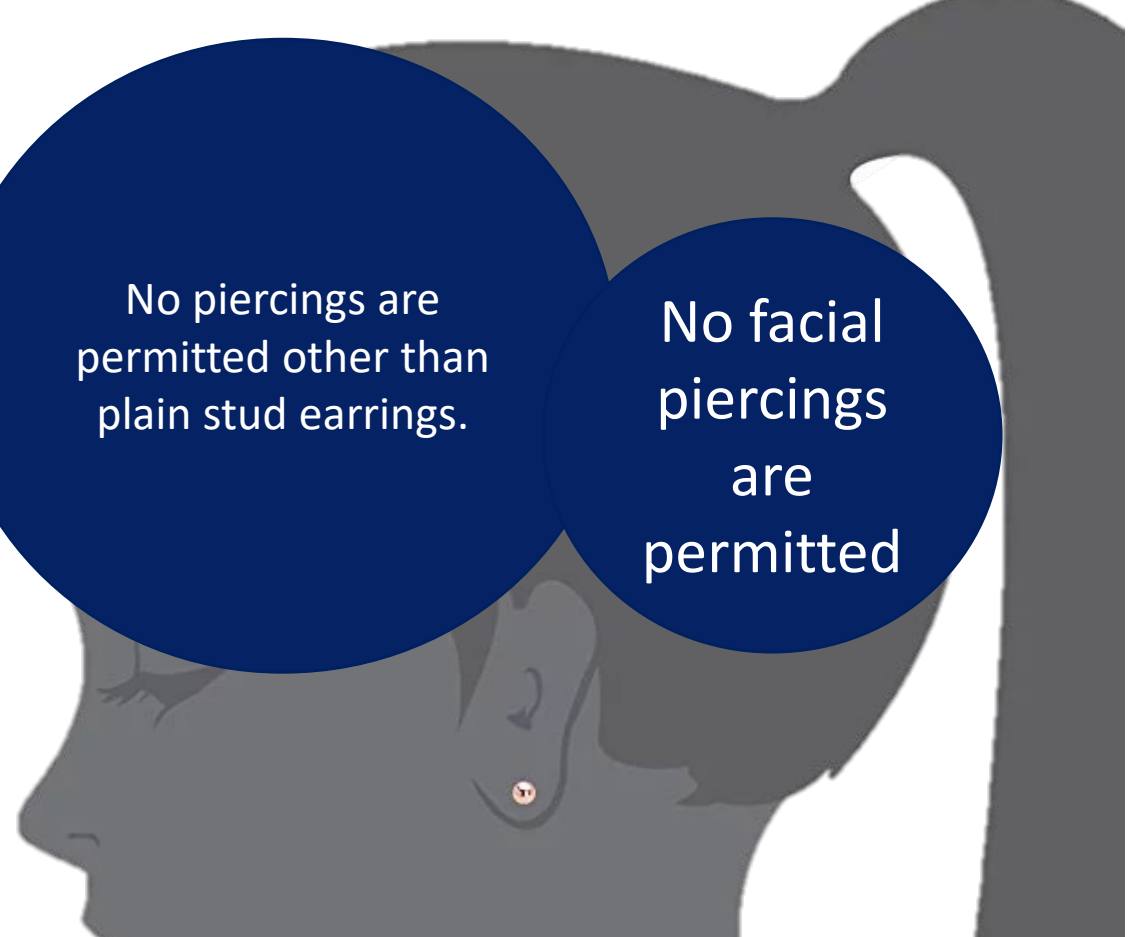
HB Pencil



Reading Book

Optional: a compass, a protractor, coloured pencils, a highlighter, glue stick, pocket dictionaries


What rules do I need to know about?



No piercings are permitted other than plain stud earrings.

No facial piercings are permitted

Students will be asked to remove any items that are deemed unacceptable.



Make up, nails and nail varnish should be natural and kept to a minimum. Acrylic nails are not permitted.

Students are not permitted to have unnaturally dyed hair colour, or hair that is worn in an inappropriate style.



Behaviour System



As in society, poor behaviour results in sanctions. Sanctions can be linked to work, effort, behaviour or personal conduct. We strongly believe that students are entitled to disruption free learning every minute of every lesson.

Students will be given one warning if they disrupt learning, after that warning any further disruption will result in them being sent to the Reflection room for the remainder of the day until 4pm.

The teacher will give a 1st warning: the warning comes with an expectation that behaviour will improve; Your name will be on the board for the rest of the lesson .

If you continue to behave poorly you will be given a **Blue slip** and sent to the reflection room where you will be given a work pack in silence, in a quiet space away from your peers. The behaviour room visit will last until 4pm that day, parents will be called.

The teacher who has sent you will come and have a repair conversation; as a school community it's important we talk through what has happened and how we can do better next time. This will be before the day finishes.

This behaviour will be logged onto our system. You will have a separate Lunch and Break time to everyone else.



Important information for Parents

What should I do if my child texts me during the day to say they are ill/injured?

- Our school policy states that students are not permitted to use their mobile phones during the school day. Please encourage your child to follow this policy, however if your child does text you please call student services or reception.
- Staff will then be able to talk to your child to find out what is wrong, take appropriate action and have a conversation with you.
- Please do not engage in text conversations with your child, simply ask them to come to student services and reassure them that you are contacting the school.
- If your child needs to be collected we will arrange this with you, please do not just arrive at school to collect your child without first speaking to the staff.
- We understand that it can take a little while for some students to settle into secondary school life, and often this can make them genuinely feel ill. Student services staff and pastoral managers work closely together regarding any students we have a concern about.

Injuries

- Your child will need to go to student services where they will be treated accordingly. If the injury is minor – graze, paper cut etc. we will treat accordingly and encourage your child back to lessons as soon as it is appropriate.
- In these circumstances we would not usually call home unless the child is particularly upset or there are other extenuating circumstances.
- For more serious injuries we will call home as soon as we possibly can but this may not be immediately, depending on the nature of the injury. You will always get a call about a head bump.
- Every child is given a first aid slip as they leave the first aid room which they are encouraged to show their parents when they arrive home.

Illness

- If your child starts to feel unwell during the school day and does not feel able to remain in lessons they first need to ask their teacher for a note to come to student services.
- Your child will be assessed by the staff and a decision made as to whether they should go home or go back to lessons.
 - We will often call home for year 7's but this is not guaranteed for all cases of illness.
- Often a child, especially year 7, just need a little bit of time out somewhere a bit quieter before going back to lesson and continuing with their day.



September Induction Day

- Wednesday 4th September
- Students should wear their school uniform
- The day starts 8.30am (arrive anytime from 8am), and finishes at 3pm.
- You can eat the school food or bring a packed lunch
- You will be getting your timetable but you won't start following your timetable until Thursday 5th.



Any Questions?

Have a great summer and we look forward to seeing you properly soon!

